

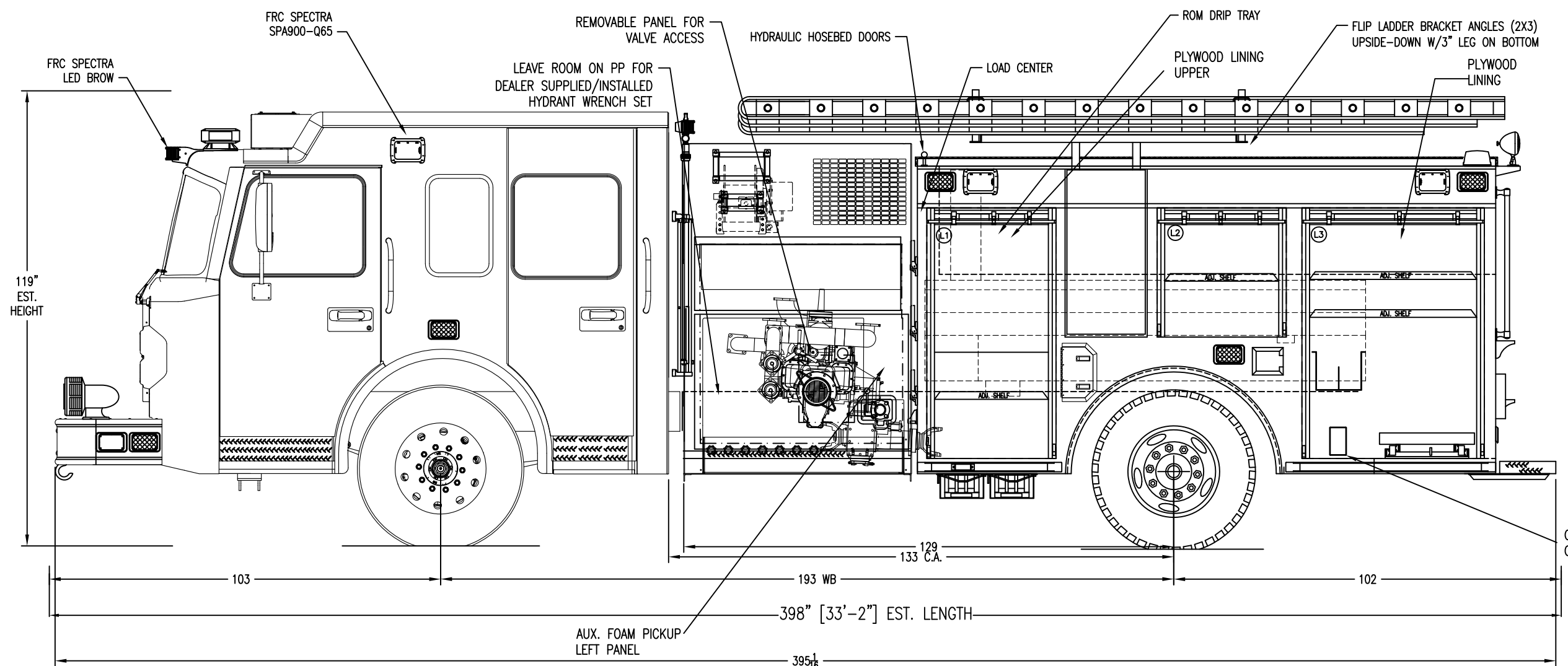
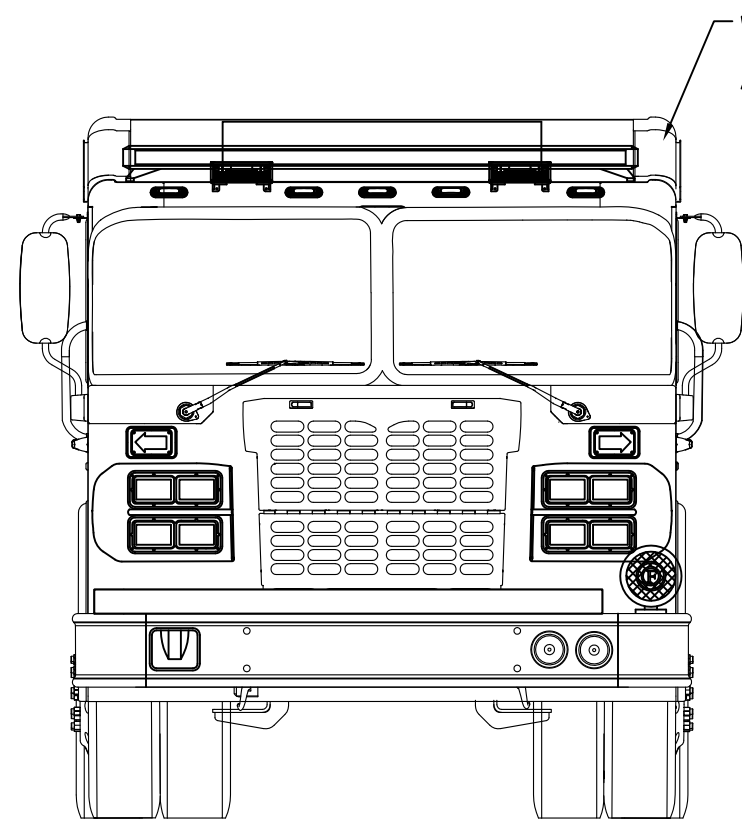
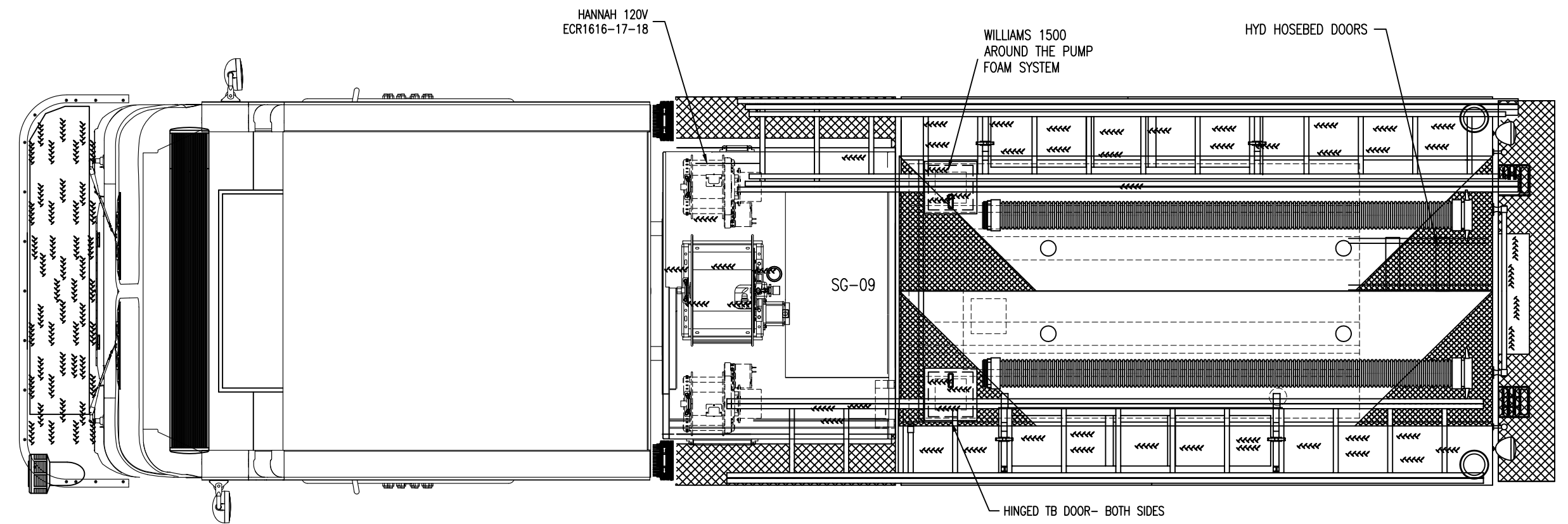
GROUND LADDERS & PIKE POLES			
ITEM	LADDER LENGTH	MODEL	QTY
A	40' 3 SEC	PEL3-40	1
B	28' 2 SEC	PEL-28	1
C	16' ROOF	PRL-16	2
D	10' ATTIC	FL-10	1
E	8' PIKE POLE	SPD-8	1
F	6' PIKE POLE	SPD-6	1
G			
H			
I			

COMPT.	OPENING	UPPER DEPTH	LOWER DEPTH
L1	31W X 62H	15.25	24.75
L2	31W X 30H	15.25	N/A
L3	45W X 62H	15.25	24.75
T1	45W X 28H	32	32
R1	31W X 62H	15.25	18
R2	31W X 30H	15.25	N/A
R3	45W X 62H	15.25	TRAN
INTERMEDIATE DIVIDE HEIGHT			
L1/R1	28	L3/R3	30.25

- * 100" WIDE BODY
- * MODIFIED SUBSTRUCTURE
- * NO DOUBLE BEND SWEEPOUTS
- * HOSEBED & DIVIDES- ABRADED
- * REMOVABLE LIPS ON ALL BUT L3 COMPARTMENTS
- * 3/4" PIPE PLUG DRAINS ON ROT'S
- * SHELVES AND TRAYS GRAY S-COAT

ROM DOORS PAINTED / NOT SILLS AND TRACKS
ROM DOORS HAVE WATER DAM SILLS
ON-SCENE COMPARTMENT LIGHTS


DRIVERS SIDE
PASSENGERS SIDE



FINAL APPROVAL

DARLEY EM 2000 GPM TWO-STAGE PUMP
500 GAL POLY TANK W/30 GAL FOAM CELL- 4" OVER FLOW
ALUMINUM BODY
122 CUBIC FT HOSE BED
SPARTAN CHASSIS EMFD METROSTAR CLASSIC
REMOVABLE LIP IN L1, L2, R1, R2, R3, T1
NO MAP BOX
NO EMS COMP

Date	Approval Signatures	Revisions
	DEALER	
	FIRE CHIEF	
	SALES AD.	
	PRODUCTION	
	ENGINEERING	



Revisions	Scale	Material
JMB - 01/03/14	3/8"=1'	
Drawn by: S. STUMPE	Date: 10/14/13	Drawing No.: 4287-94
18 x 24	SD	

SMEAL FIRE APPARATUS
SNYDER, NE 68664

CITY OF CHARLOTTE
CHARLOTTE, NC

Scale: 3/8"=1'

Date: 10/14/13

Drawing No.: 4287-94

NOTE:
DIMENSIONS SHOWN ARE APPROXIMATE AND ARE SUBJECT TO CHANGE AS MAY BE FOUND NECESSARY DURING CONSTRUCTION. MINOR DETAILS MAY NOT BE SHOWN.

THE DRAWING IS FOR REFERENCE PURPOSES ONLY. SOME ITEMS MAY OR MAY NOT APPEAR ON THE DRAWING THAT MAY OR MAY NOT BE INCLUDED IN THE SPECIFICATIONS. SPECIFICATIONS SHALL BE THE FINAL AUTHORITY TO BE DETERMINED WHAT IS SUPPLIED ON THE APPARATUS.