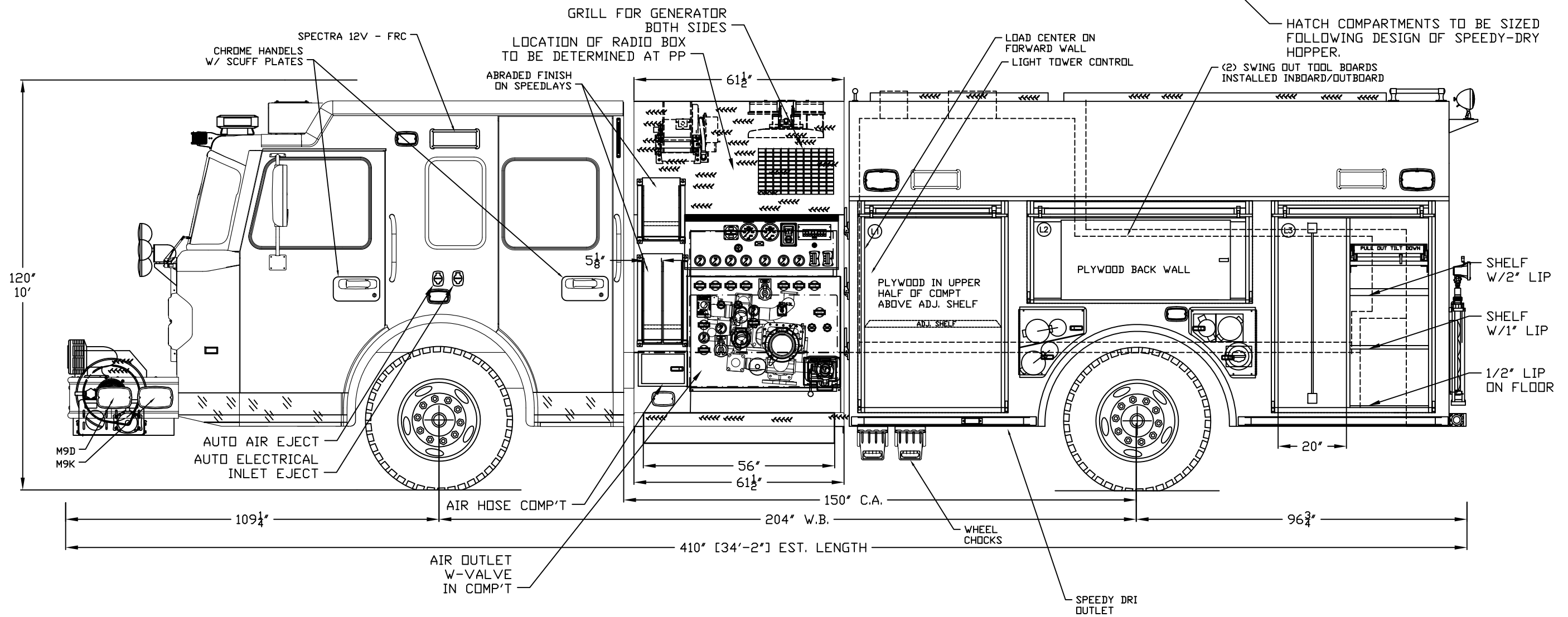
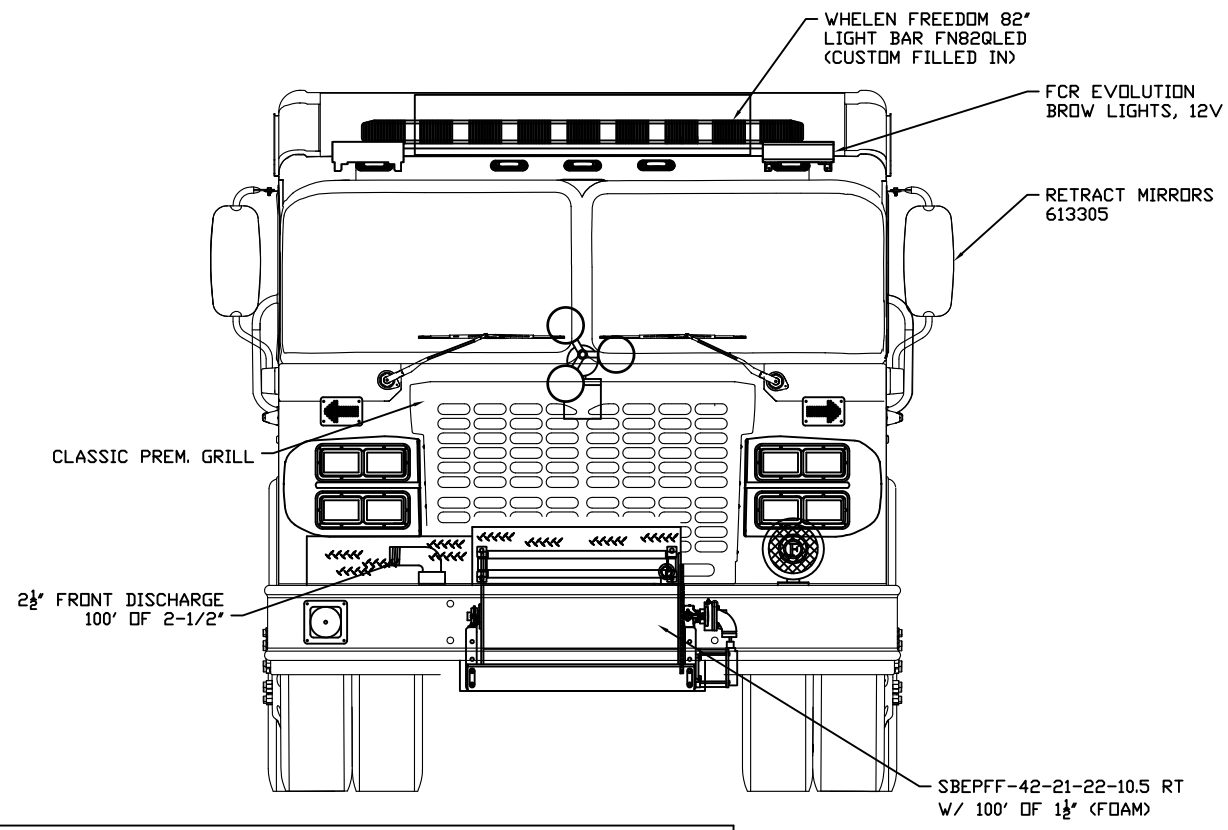
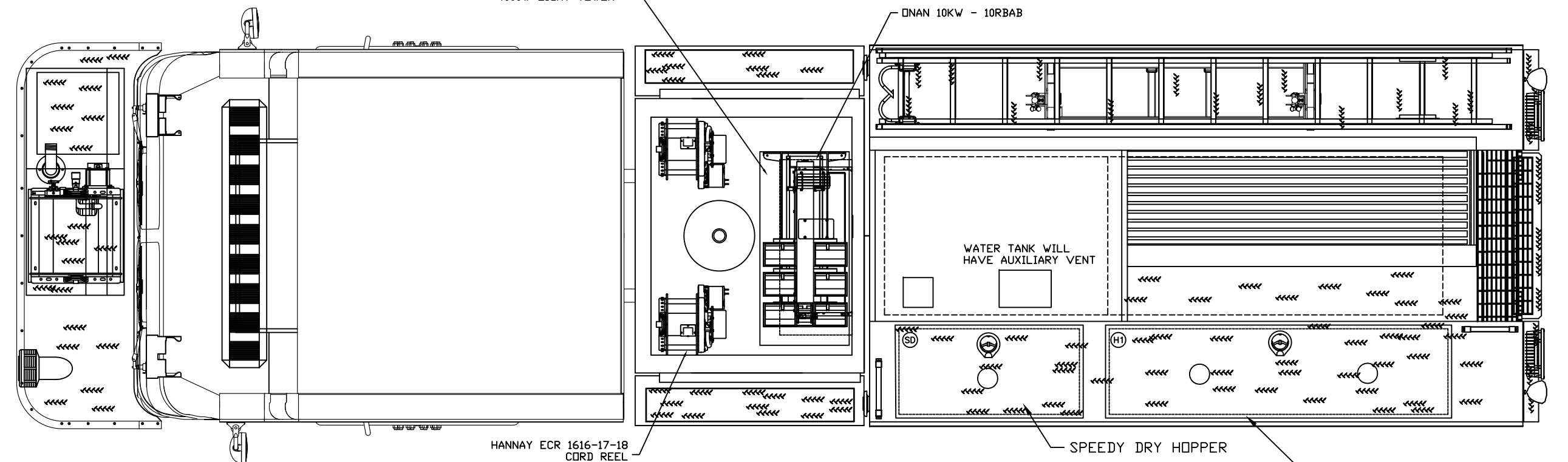


| GROUND LADDERS & PIKE POLES | | | |
|-----------------------------|---------------|--------|-----|
| ITEM | LADDER LENGTH | MODEL | QTY |
| A | 24' 2 SEC | PEL-24 | 1 |
| B | 14' ROOF | PRL-14 | 2 |
| C | 10' ATTIC | FL-10 | 1 |
| D | AKRON PIKE | PP08 | 1 |
| E | AKRON PIKE | PP10 | 1 |
| F | FIREHOOKS | DWHS-6 | 1 |
| G | FIREHOOKS | NY-6 | 1 |
| H | | | |
| I | | | |

| COMPT. | OPENING | UPPER DEPTH | LOWER |
|----------------------------|-------------|-------------|-------|
| L1 | 41W X 55.5H | 25.75 | 25.75 |
| L2 | 63W X 24H | 25.75 | N/A |
| L3 | 45W X 55.5H | 25.75 | 25.75 |
| R1 | 41W X 55.5H | 25.75 | 25.75 |
| R2 | 39W X 24H | 25.75 | N/A |
| R3 | 45W X 55.5H | 25.75 | 25.75 |
| T1 | 24W X 16.5H | N/A | 16 |
| H1 | 23W X 88L | 16 | 16 |
| INTERMEDIATE DIVIDE HEIGHT | | | |



NOTE:
UNSPECIFIED DECKGUNS WILL NOT BE INCLUDED IN THE OVERALL HEIGHT OF THE VEHICLE. THE ADDITION OF A DECKGUN MAY INCREASE THE OVERALL HEIGHT OF THE VEHICLE.

NOTE:
DIMENSIONS SHOWN ARE APPROXIMATE AND ARE SUBJECT TO CHANGE AS MAY BE FOUND NECESSARY DURING CONSTRUCTION. MINOR DETAILS MAY NOT BE SHOWN.

THE DRAWING IS FOR REFERENCE PURPOSES ONLY. SOME ITEMS MAY OR MAY NOT APPEAR ON THE DRAWING THAT MAY OR MAY NOT BE INCLUDED IN THE SPECIFICATIONS. SPECIFICATIONS SHALL BE THE FINAL AUTHORITY TO BE DETERMINED WHAT IS SUPPLIED ON THE APPARATUS.

PUMP: WATERIOUS 1500 GPM
TANK: POLY 1000 GAL
FOAM: 30 GAL CELL
BODY: ALUMINUM
HOSE BED: 107 CUBIC FEET
COMPARTMENTS: 200 CUBIC FEET
CHASSIS: SPARTAN MFD GLADIATOR CLASSIC

FINAL APPROVAL

| Date | Approval Signatures | Revisions |
|------|---------------------|-----------|
| | DEALER | |
| | FIRE CHIEF | |
| | SALES AD. | |
| | PRODUCTION | |
| | ENGINEERING | |

Revisions

| MM | 01/22/13 |
|----|----------|
| MM | 01/24/13 |
| MM | 01/28/13 |
| SG | 7/3/13 |

SMEAL FIRE APPARATUS
SNYDER, NE 68664
WEST MECKLENBERG FD
CHARLOTTE, NC.

Scale: 3/8"=1'
Date: _____
Drawing No.: 4210

18 x 24 SD

WE BUILD RESPECT.