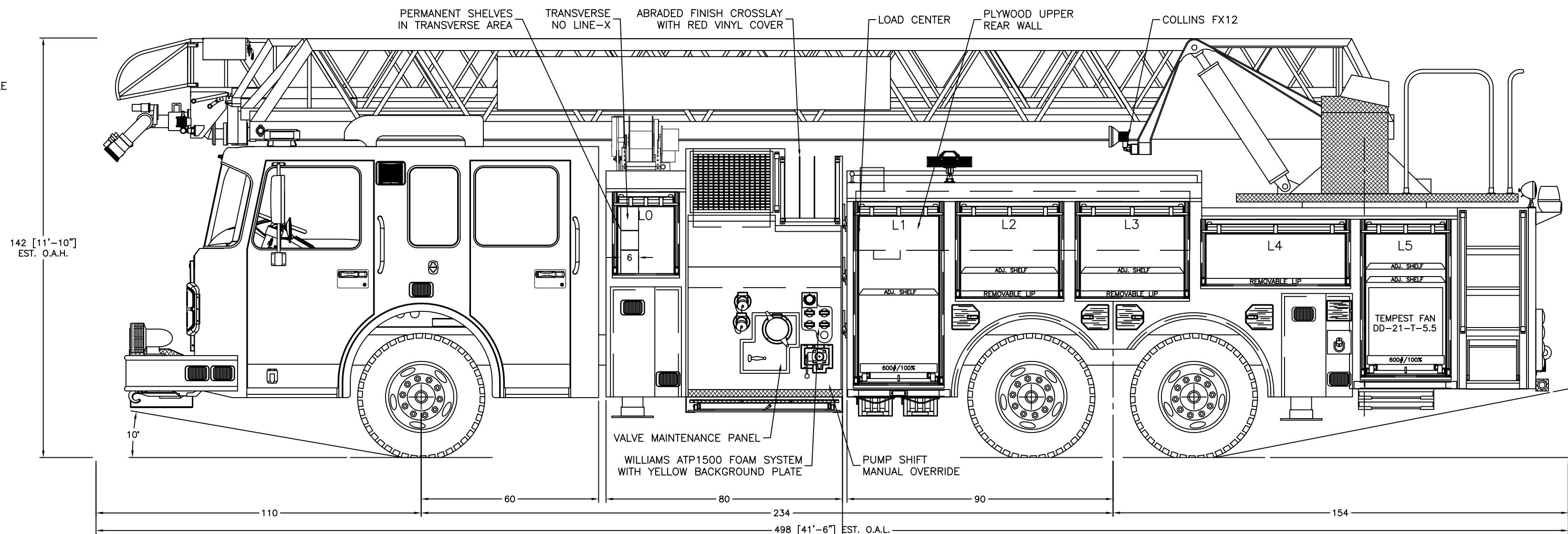
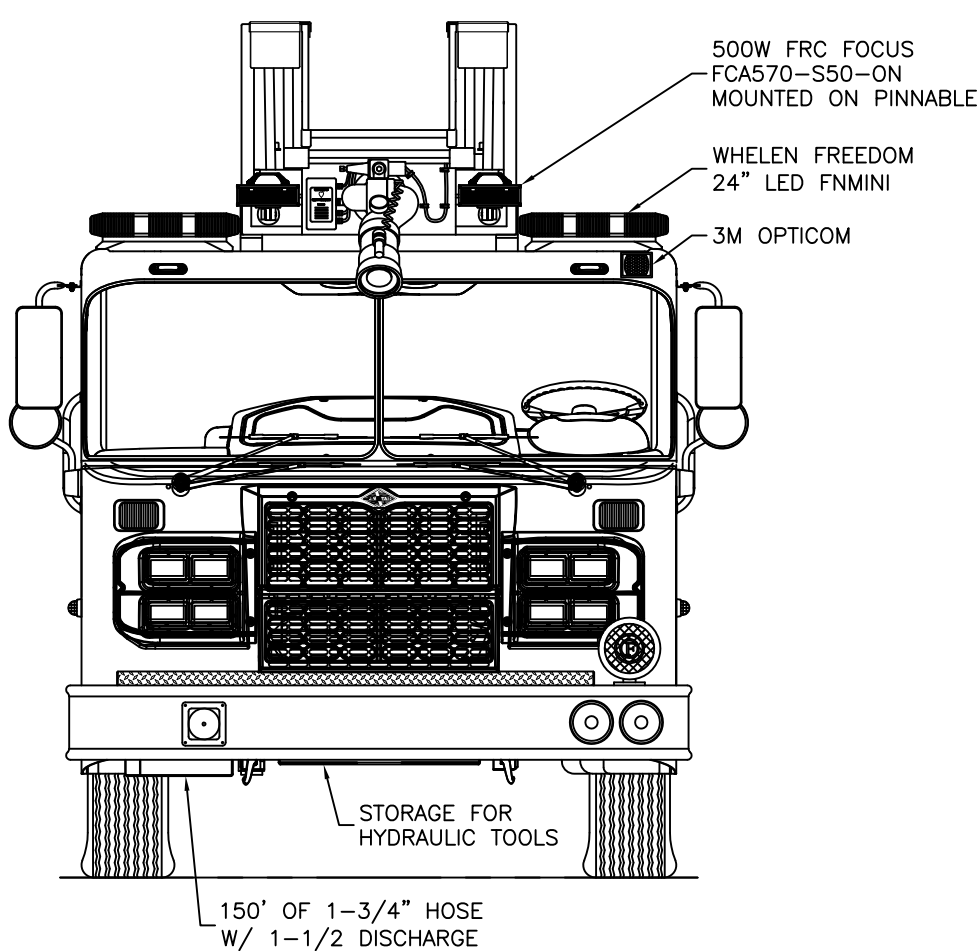
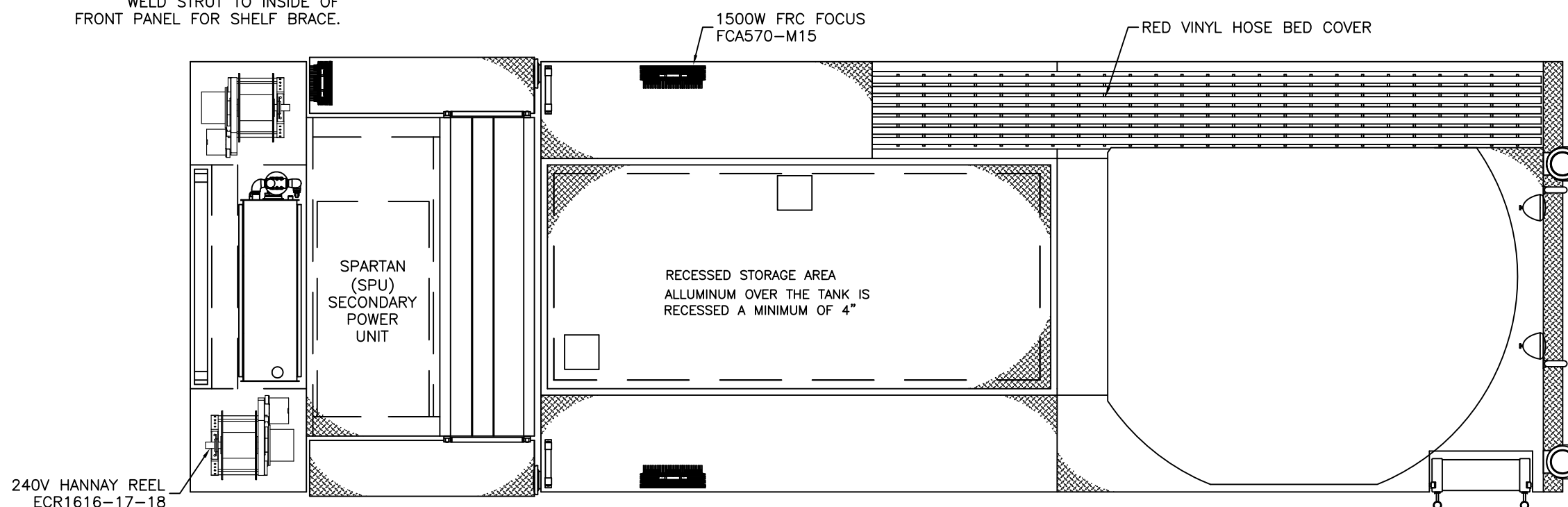


GROUND LADDERS & PIKE POLES			
ITEM	LADDER LENGTH	MODEL	QTY
A	40' 3 SEC	PEL-3-40	2
B	28' 2 SEC	PEL-28	1
C	16' ROOF	PRL-16	2
D	10' FOLDING	FL-10	1
E	17' LITTLE GIANT	10102	1
F	6' PIKE POLE	SPD-6	2
G	8' PIKE POLE	SPD-8	2
H	12' PIKE POLE	SPD-12	2


COMPT.	OPENING	UPPER	DEPTH	LOWER
L0	19W x 22H	23	-	-
L1	27W x 56H	23	23	-
L2	33W x 27H	23	-	-
L3	35W x 27H	23	-	-
L4	47W x 17H	23	-	-
L5	27W x 48H	23	23	-
R0	19W x 22H	23	-	-
R1	27W x 56H	23	15	-
R2	33W x 27H	23	-	-
R3	51W x 22H	-	23	-
-	-	-	-	-
-	-	-	-	-
INTERMEDIATE DIVIDE HEIGHT				
R1	17	-	-	-



FINAL APPROVAL

CHASSIS: SPARTAN EMFD FLAT ROOF
 WATER TANK: 370 GAL
 FOAM TANK: 30 GAL
 HOSE BED: 800' OF 5"
 GENERATOR: ONAN 15kW
 PUMP: WATEROUS CMUC10 2000 GPM
 V-MUX MULTIPLEX
 ON SCENE COMPARTMENT LIGHTING

Date	Approval Signatures	Revisions
	DEALER	
	FIRE CHIEF	
	SALES AD.	
	PRODUCTION	
	ENGINEERING	



Revisions
KS REVISED 5/24/11
KS REVISED 7/19/11

SMEAL FIRE APPARATUS
 SNYDER, NE 68664
 105' AERIAL LADDER
 CHARLOTTE, N.C.

Drawn by: ML	Scale: 3/8"=1'	Material:
Chk'd:	Date: 03/16/11	Drawing No: 4020/4021
18 x 24	SD	

NOTE:
 DIMENSIONS SHOWN ARE APPROXIMATE AND ARE SUBJECT TO CHANGE AS MAY BE FOUND NECESSARY DURING CONSTRUCTION. MINOR DETAILS MAY NOT BE SHOWN.
 THE DRAWING IS FOR REFERENCE PURPOSES ONLY. SOME ITEMS MAY OR MAY NOT APPEAR ON THE DRAWING THAT MAY OR MAY NOT INCLUDED IN THE SPECIFICATIONS. SPECIFICATIONS SHALL BE THE FINAL AUTHORITY TO BE DETERMINED WHAT IS SUPPLIED ON THE APPARATUS.